

Beta — EASY —

range
2019

by

 **Beta**



www.beta-tools.com















Validade 31.12.19. P.V.P. Promo Iva excluido


903E/C42
 009031042

1/4"
42

Sortido de 13 chaves de caixa
sextavadas, 18 bits,
4 chaves sextavadas offset
e 7 acessórios
em estojo de plástico

€ 38,00

	C900	○	4-4,5-5-5,5-6-7-8-9-10-11-12-13-14 mm
	900E/55	⊗	
	C900/25		
	C900/20		50 mm
	C900/20L		100 mm
	C900/42		115 mm
	C900/30		150 mm
	96	○	1,3-1,5-2-2,5 mm
	C900AD	⊗ 14"	
	861LP	●	⊗ 0,6x4-0,8x5,5-1,2x6,5 mm
	861PH	⊕	⊗ PH1-PH2-PH3
	861PZ	⊕	⊗ PZ1-PZ2-PZ3
	861PE	○	⊗ 3-4-5-6 mm
	861TX	⊗	⊗ T10-T15-T20-T25-T30









 190x160x60 mm

860EA/31
 008600992

1/4

31

Jogo 30 bits
com porta-bits magnético,
em estojo de plástico

	861LP	●	0,5x3-0,6x4,5-0,8x5,5-1,0x5,5-1,2x6,5-1,6x8 mm
	861PH	⊕	PH1-PH2-PH3
	861PZ	⊕	PZ1-PZ-PZ3
	861PE	○	2-3-4-5-6-8 mm
	861TX	⊗	T8-T9-T10-T15-T20-T25-T27-T30-T40
	861PQ	○	1-2-3 mm
	882M1	○ 1/4 - ● 1/4	

€ 17,00




 100x60x30 mm

923E-PE/C18

009231028

1/2"

Jogo de 18 chaves de caixa para parafusos de cabeça hexagonal em estojo de plástico

 55 mm	C920PE	○	4-5-6-7-8-10-12 14-17-19 mm
 100 mm	C920PE-L	○	4-5-6-7-8 mm
 140 mm	C920PE-XL	○	10-12-14 mm

€ 57,00

285x210x84 mm

18




923E-TX/C18

009231018

1/2"

Jogo de 18 chaves de caixa para parafusos de cabeça Torx® em estojo de plástico

 55 mm	C920TX	⊕	T20-T25-T27-T30-T40- T45-T50-T55-T60-T70
 100 mm	C920TX-L	⊕	T20-T25-T27-T30-T40
 140 mm	C920TX-XL	⊕	T45-T50-T55

€ 53,00

285x210x84 mm

18



913E/C33

009131033

3/8"

Sortido de 28 chaves de caixa sextavadas e 5 acessórios, em estojo de plástico

	C910A	○	6-7-8-9-10-11-12-13-14-15-16-17-18-19-20-21-22-24 mm
	C910AL	○	8-9-10-12-13-14-17-19 mm
	C956E	○	16 mm (5/8") 21 mm (13/16")
	910E/55	⊗	
	C910/25		
	C910/21		75 mm
	C910/22		150 mm
	C920/15F	□ 1/2" - ■ 3/8"	

€ 61,00

33





285x210x84 mm

923E-FTX/C17

009231017

1/2"

Sortido de 17 chaves de caixa para parafusos de cabeça Torx®, em estojo de plástico

	C920FTX	⊗	E10-E12-E14-E16-E18-E20-E22-E24
	C920TX	⊗	T20-T25-T27-T30-T40-T45-T50-T55-T60

€ 38,00

17



285x210x84 mm







923E/C25

009231025

1/2"

25

Sortido de 20 chaves de caixa sextavadas e 5 acessórios, em estojo de plástico

	C920A	○	8-9-10-11-12-13-14-15-16-17-18-19-20-21-22-23-24-27-30-32 mm
	920E/55	⊗	
	C920/25		
	C920/21		125 mm
	C920/22		250 mm
	C910/16F	□ 3/8" ■ 1/2"	

€ 71,00

285x210x84 mm



928E/C17

009282017

3/4"

17

Sortido de 12 chaves de caixa sextavadas e 5 acessórios, em estojo de plástico

	C928A	○	22-24-27-30-32-34-36-38-41-46-50-55 mm
	C928/55	⊗	
	C928/25		
	C928/21		100 mm
	C928/22		200 mm
	C928/42		455 mm

€ 199,00

555x370x92 mm



903E/C98

009031098

1/4" 1/2"

Sortido de 45 chaves de caixa sextavadas, 35 bits, 4 chaves sextavadas offset e 14 acessórios, em estojo de plástico









€ 117,00

98








375x295x84 mm


















1/4"

	C900	○	4-4,5-5-5,5-6-7-8-9-10-11-12-13-14 mm
	C900L	○	6-7-8-9-10-11-12-13 mm
	900E/55	⊗	
	C900/25		
	C900/20		50 mm
	C900/20L		100 mm
	C900/30		150 mm
	C900/42		115 mm

1/2"

	C920A	○	10-11-12-13-14-15-16-17-18-19-20-21-22-24-27-30-32 mm
	C920L	○	14-15-17-19-22 mm
	C956C	○	16 mm (5/8") - 21 mm (13/16")
	920E/55	⊗	
	C920/25		
	C920/21		125 mm
	C920/22		250 mm

	C910/16F	□ 3/8" - ■ 1/2"
	C895/6	□ 1/2" - ◇ 5/16"
	C900AD	⊗ 14"
	892/0	● 1/4" - ■ 1/4"
	861PH	⊕ ⊗ PH1-PH2
	861PZ	⊕ ⊗ PZ1-PZ2
	861PE	○ ⊗ 3-4-5-6 mm
	861LP	● ⊗ 0,6x4-0,8x5,5-1,2x6,5 mm
	861TX	⊗ ⊗ T10-T15-T20-T25-T27-T30
	C866LP	● ⊗ 1,6x8-1,6x10-2,0x12 mm
	C866PH	⊕ ⊗ PH3-PH4
	C866PZ	⊕ ⊗ PZ3-PZ4
	866PE	○ ⊗ 7-8-10-12-14 mm
	866TX	⊗ ⊗ T40-T45-T50-T55-T60-T70
	96	○ 1,3-1,5-2-2,5 mm

903E/C170

009031170

1/4" 3/8" 1/2"

Sortido de 74 chaves de caixa sextavadas, 42 bits, 30 chaves de aperto, 7 chaves sextavadas offset e 17 acessórios, em estojo de plástico

170

€ 219,00

453x375x90 mm



1/4"		C900	○	4-4,5-5-5,5-6-7-8-9-10-11-12-13-14 mm
		C900L	○	4-5-6-7-8-9-10 mm
		900E/55	⊗	
		C900/25		
		C900/20		50 mm
		C900/20L		100 mm
		C900/30		150 mm
		C900/42		115 mm
		C900FTX	⊗	E4-E5-E6-E7-E8
		C900LP	●	0,8x4-1,0x5,5-1,2x6,5-1,2x8 mm
		C900PH	⊕	PH0-PH1-PH2
		C900PZ	⊕	PZ0-PZ1-PZ2
		C900ME	○	3-4-5-6 mm
		C900TX	⊗	T08-T09-T10-T15-T20-T25-T27-T30
		C900RTX	⊗	T08-T09-T10-T15-T20-T25-T27-T30

1/2"		C920A	○	10-11-12-13-14-15-16-17-18-19-20-21-22-24-27-30-32 mm
		C920L	○	16-17-18-19-22 mm
		C920FTX	⊗	E18-E20-E24
		C956C	○	16 mm (5/8") - 21 mm (13/16")
		920E/55	⊗	
		C920/25		
		C920/21		125 mm
		C920/22		250 mm
		C910/16F	□ 3/8" - ■ 1/2"	

		96	○	0,9-1,5-2-2,5-3-4-5 mm
		C895/4	□ 3/8" - ◇ 5/16"	
		C895/6	□ 1/2" - ◇ 5/16"	
		C900AD	⊗ - 1/4"	
		892/0	⊗ - 1/4"	
		861RTX	⊗ T09-T10-T15-T20-T25-T27-T30-T40	
		861TX	⊗ T6-T7-T8	
		861RIBE	⊗ 7-8-9 mm	
		861XZN	○ 5-6-8 mm	
		C866LP	● 1,6x8-1,6x10-2,0x12 mm	
		C866PH	⊕ PH3-PH4	
		C866PZ	⊕ PZ3-PZ4	
		866PE	○ 7-8-10-12-14 mm	
		866TX	⊗ T40-T45-T50-T55-T60-T70	
		866RTX	⊗ T40-T45-T50-T55-T60-T70	

3/8"		C910A	○	10-11-12-13-14-15-16-17-18-19 mm
		C910AL	○	10-11-12-13-14-15 mm
		C910FTX	⊗	E10-E11-E12-E14-E16
		C956E	○	18 mm (11/16")
		910E/55	⊗	
		C910/25		
		C910/22		150 mm

2046E/C116

020460116

1/4" 1/2"

**Estojo com sortido
de 116 ferramentas
de manutenção geral,
em plástico**

€ 197,00

453x375x90 mm



1/4"

	C900	○	4-4,5-5-5,5-6-7-8-9-10-11-12-13-14 mm
	C900L	○	6-7-8-9-10-11-12-13 mm
	900E/55	⊗	
	C900/25		
	C900/20		50 mm
	C900/20L		100 mm
	C900/30		150 mm
	C900/42		115 mm

1/2"

	C920A	○	10-11-12-13-14-15-16-17-18-19-20-21-22-24-27-30-32 mm
	C920L	○	14-15-17-19-22 mm
	C956C	○	16 mm (5/8") - 21 mm (13/16")
	920E/55	⊗	
	C920/25		
	C920/21		125 mm
	C920/22		250 mm
	C910/16F	□ 3/8" - ■ 1/2"	
	C895/6F	□ 1/2" - ◇ 5/16"	

	C900AD	⊗ 1/4"	
	892/0	● 1/4" - ■ 1/4"	
	861PH	⊕ ⊗ PH1-PH2	
	861PZ	⊕ ⊗ PZ1-PZ2	
	861PE	○ ⊗ 3-4-5-6 mm	
	861LP	● ⊗ 0,6x4-0,8x5,5-1,2x6,5 mm	
	861TX	⊗ ⊗ T10-T15-T20-T25-T27-T30	
	C866LP	● ⊗ 1,6x8-1,6x10-2,0x12 mm	
	C866PH	⊕ ⊗ PH3-PH4	
	C866PZ	⊕ ⊗ PZ3-PZ4	
	866PE	○ ⊗ 7-8-10-12-14 mm	
	866TX	⊗ ⊗ T40-T45-T50-T55-T60-T70	
	42C	⊗ 7-8-9-10-11-12-13-14-15-16-17-18-19 mm	
	96/SC9	○ 1,5-2-2,5-3-4-5-6-8-10 mm	

2047E/C108

020470108

1/4" 1/2"

**Estojo com sortido
de 108 ferramentas
de manutenção geral,
em plástico**

108

€ 235,00

555x370x92 mm



1/4"

	C900	○	4-4,5-5-5,5-6-7-8-9-10-11-12-13-14 mm
	900E/55	⊕	
	C900/25		
	C900/20		50 mm
	C900/20L		100 mm
	C900/30		150 mm
	C900/42		115 mm



860EA/31

- 861LP 0,5x3-0,6x4,5-0,8x5,5-1,0x5,5-1,2x6,5-1,6x8 mm
- 861PH 1-2-3
- 861PZ 1-2-3
- 861PE 2-3-4-5-6-8 mm
- 861TX T8-T9-T10-T15-T20-T25-T27-T30-T40
- 861PQ 1-2-3 mm
- 882M1 ○ 1/4" ● 1/4"

1/2"

	C920A	○	10-11-12-13-14-15-16-17-18-19-20-21-22-24-27-30-32 mm
	C956C	○	16 mm (5/8") - 21 mm (13/16")
	920E/55	⊕	
	C920/25		
	C920/21		125 mm
	C920/22		250 mm
	C910/16F	□ 3/8" - ■ 1/2"	

	C900AD	⊕ 14"	
	42C	⊕	7-8-9-10-11-12-13-14 15-16-17-18-19 mm
	96/SC9	○	1,5-2-2,5-3-4-5-6-8-10 mm
	1048		250 mm
	1082CM	⌒	160 mm
	1150CM	≡	180 mm
	1166CM	●	160 mm
	1201	●	3x75-4x100-5,5x125 6,5x150mm
	1202	⊕	PH1-PH2
	1370		300 g

2120L-E/T91-E

021200901

Caixa metálica extensível
com sortido de 91
ferramentas de
manutenção geral

€ 265,00

91



550x200x210 mm




12"



C920A	○	10-11-12-13-14-15-16-17-18-19-20-21-22-23-24-27-30-32 mm
920E/55	⊗	
C920/25		



C920/21	○	125 mm
C920/22		250 mm
C910/16F	□ 3/8" - ■ 1/2"	
1048		250 mm
1771	 3x	18 mm



42C	⊗	8-9-10-11-12-13-14-15-16-17-19 mm
96/SC9	○	1,5-2-2,5-3-4-5-6-8-10 mm



1201	●	2,5x50-3x75-4x100-5,5x125-6,5x150 mm
1201N	●	4x30 mm



860EA/31		⊗ ⊙ ⊕ ⊕ ⊕ ⊕ ⊕
C900AD		⊗ 14"
C900/30		150 mm
1202	⊕	PH0x60-PH1x80-PH2x100 mm
1202N	⊕	PH1x30 mm



1082CM	⌢	160 mm
1150CM	≡	180 mm
1166CM	●	160 mm

2056E/E

020560411

1/4" 1/2"

146

**Mala com sortido
de 146 ferramentas
para manutenção geral**

€ 375,00

860EA/C31

861LP	0,5x3-0,6x4,5-0,8x5,5-1,0x5,5-1,2x6,5-1,6x8 mm
861PH	1-2-3
861PZ	1-2-3
861PE	2-3-4-5-6-8 mm
861TX	T8-T9-T10-T15-T20 T25-T27-T30-T40
861PQ	1-2-3 mm
862M1	1/4 - 1/4

1256/C36-1

1256TX	T3-T4-T5-T6-T7-T8-T9-T10-T15
1256RTX	T6-T7-T8-T9-T10
1256LP	0,8-1,2-1,5-1,8-2,2-2,5-3-3,5-4 mm
1256PE	0,7-0,9-1,3-1,5-2 mm
1256PH	PH000-PH00-PH0-PH1
1256PZ	PZ000-PZ00-PZ0-PZ1
1256/20	
1256/30	4 mm 110 mm

465x330x170 mm

1/4"

895 /1	1/4 - 1/4
C900	4-4,5-5-5,5-6-7-8-9-10-11-12-13-14 mm
C900/20	50 mm
C900/20L	100 mm
C900/25	
C900/30	150 mm
C900/42	110 mm
900E/55	

1/2"

C920A	10-11-12-13-14-15-16-17-18-19-21-22-24 mm
C910/16F	3/8" - 1/2"
C920/21	125 mm
C920/22	250 mm
C920/25	
920E/55	

42C	8-9-10-11-12-13-14-15-16-17-18-19 mm
96BPC/SC9	1,5-2-2,5-3-4-5-6-8-10 mm
111	250 mm
1048	250 mm
1082CM	160 mm
1098	220 mm
1150CM	180 mm
1166CM	160 mm
1128BMX	
1201	3x75-4x125-5,5x150-6,5x150 mm
1202	PH1x80 - PH2x100 mm
1253	3,5x100 mm
1370	300 g
1692/5	5 m
1725CR	150 mm
1771	3x 18 mm

2054E/E-100

020540020

1/4"

**Mala com sortido
de 100 ferramentas
para manutenção geral**

€ 210,00

100

Novidade



400x300x140 mm



860EA/C31

861LP	0,5x3-0,6x4,5-0,8x5,5-1,0x5,5-1,2x6,5-1,6x8 mm
861PH	1-2-3
861PZ	1-2-3
861PE	2-3-4-5-6-8 mm
861TX	T8-T9-T10-T15-T20-T25-T27-T30-T40
861PQ	1-2-3 mm
882M1	1/4 - 1/4



1/4"

882P/80	1/4 - 1/4
895 /1	1/4 - 1/4
C900	4-4,5-5-5,5-6-7-8-9-10-11-12-13-14 mm
C900/20	50 mm
C900/20L	100 mm
C900/25	
C900/30	150 mm
C900/42	110 mm
C900/48	

42C	6-7-8-9-10-11-12-13-14-15-16-17-19 mm
96K/SP9	1,5-2-2,5-3-4-5-6-8-10 mm
1048	250 mm
1082CM	160 mm
1150CM	180 mm
1166CM	160 mm
1201	3x75 - 5,5x100 - 6,5x150 mm
1202	PH0x60 - PH1x80 - PH2x100 mm
1253	3,5x100 mm
1370	300 g
1692/3	3 m
1770A	9 mm
1770RL	10x
1777BM	190 mm
1725CR	150 mm

2054E/E-128

020540022

1/4" 3/8"








**Mala com sortido
de 128 ferramentas
para manutenção geral**

€ 255,00








128

Novidade








860EA/C31

	861LP	0,5x3-0,6x4,5-0,8x5,5-1,0x5,5-1,2x6,5-1,6x8 mm
	861PH	1-2-3
	861PZ	1-2-3
	861PE	2-3-4-5-6-8 mm
	861TX	T8-T9-T10-T15-T20 T25-T27-T30-T40
	861PQ	1-2-3 mm
	882M1	1/4 - 1/4






1256/C21-1

	1256LP	1,5-2-2,5 mm
	1256PH	PH0-PH1
	1256PZ	PZ0-PZ1
	1256PE	0,7-0,9-1,3-1,5-2-2,5-3 mm
	1256TX	T4-T5-T6-T7
	1256RTX	T8-T10-T15
	1256/30	4 mm 99 mm

1/4"


	895 /1	1/4 - 1/4
	C900	4-4,5-5-5,5-6-7-8-9-10-11-12-13 mm
	C900/20L	100 mm
	C900/25	
	C900/30	150 mm
	C900/42	110 mm
	C900/48	

3/8"

	C910A	14-15-17-18-19-22-24 mm
	C910/22	150 mm
	C910/25	
	C910/72	18 mm (11/16")
	C920/15F	1/2" - 3/8"



400x300x140 mm

	42C	7-8-9-10-11-12-13-14-15-16-17-19 mm
	96K/SP9	1,5-2-2,5-3-4-5-6-8-10 mm
	1048	250 mm
	1082CM	160 mm
	1150CM	180 mm
	1166CM	160 mm
	1128BM	145 mm
	1201	3x75 - 5,5x100 - 6,5x150 mm
	1202	PH0x60 - PH1x80 - PH2x100 mm
	1370	300 g
	1692/3	3 m
	1771	18 mm
	1771RL	10x
	1835/1	145 mm

2400S-07/E-M

024002291

210

Carro com 7 gavetas, com sortido de 210 ferramentas

- 7 gavetas (588x367 mm), com guias de rolamentos de esferas:
- 5 gavetas 70 mm altura
- 1 gaveta 140 mm altura
- 1 gaveta 210 mm altura
- Base das gavetas protegida com tapetes em borracha
- Quatro rodízios Ø 125 mm: 2 fixos e 2 giratórios (um com travão)
- Fechadura frontal centralizada
- Capacidade de carga (estático): 800 kg
- Porta-garrafas lateral integrado



Rodízios com núcleos de metal para uma maior robustez

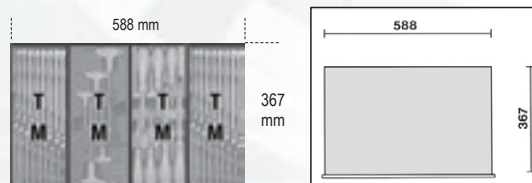


Painel frontal em nylon

955 mm
445 mm
740 mm

€ 1.089,00

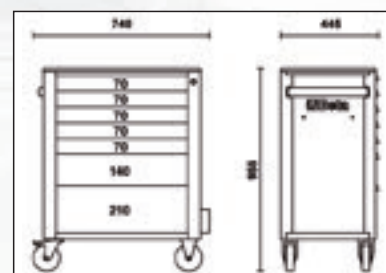
n°	h	max
5	70 mm	25 kg
1	140 mm	30 kg
1	210 mm	30 kg



2400S-G7/E-M
024002294



2400S-R7/E-M
024002297





1/4"

C900 ○ 4-4,5-5-5,5-6-7-8-9-10-11-12-13-14 mm
C900L ○ 4-4,5-5-5,5-6-7-8-9-10-11-12-13-14 mm
900E/55 Ⓢ
C900/25
C900/20L 50 mm
C900/20L 100 mm
C900/42 115 mm
C900/30 150 mm
C900ME ○ 3-4-5-6-7-8 mm
C900TX Ⓢ T06-T07-T08-T09-T10-T15-T20-T25
C900AD Ⓢ 14T

1/2"

C920A ○ 8-9-10-11-12-13-14-15-16-17-18-19-20-21-22-23-24-27-30-32 mm
C920L ○ 10-12-13-14-15-16-17-18-19-21-22 mm
920E/55 Ⓢ
C920/25
C920/21 125 mm
C920/22 250 mm
C910/16F □ 3/8" - ■ 1/2"
C920PE ○ 5-6-7-8-9-10-12-14 mm
C920TX Ⓢ T27-T30-T40-T45-T50-T55-T60

860EA/C31 Ⓢ 1 1/4 1/2 3/4 1/2 1/4 1/8



42C Ⓢ 6-7-8-9-10-11-12-13-14-15-16-17-18-19-20-21-22-23-24 mm
55 Ⓢ 6x7-8x9-10x11-12x13-14x15-16x17-18x19-20x22 mm
90 Ⓢ 6x7-8x9-10x11-12x13-14x15-16x17-18x19-20x22 mm
111 250 mm



1201 ● 2,5x50-3x75-4x100-5,5x125-6,5x150-8x200 mm
1201N ● 4x30 mm
1202 Ⓢ PH0x60-PH1x80-PH2x100-PH3x150 mm
1202N Ⓢ PH1x30 mm
1207TX Ⓢ T06-T07-T08-T09-T10-T15-T20-T25-T27-T30-T40
96BPC/SC9 ○ 1,5-2-2,5-3-4-5-6-8-10 mm



1082CM 160 mm
1150CM 180 mm
1166CM 200 mm
1032-180 ○ 19+60 mm
1034-170 ○ 19+60 mm
1036-175 ● 19+60 mm
1038-175 ● 19+60 mm

1048 250 mm
1370 500 g
1390 Ø 35 mm
32 Ø 4 mm
34 150 mm
36 125 mm

2400S-07/E-L

024002292

295

Carro com 7 gavetas, com sortido de 295 ferramentas

- 7 gavetas (588x367 mm), com guias de rolamentos de esferas:
- 5 gavetas 70 mm altura
- 1 gaveta 140 mm altura
- 1 gaveta 210 mm altura
- Base das gavetas protegida com tapetes em borracha
- Quatro rodízios Ø 125 mm: 2 fixos e 2 giratórios (um com travão)
- Fechadura frontal centralizada
- Capacidade de carga (estático): 800 kg
- Porta-garrafas lateral integrado



Rodízios com núcleos de metal para uma maior robustez

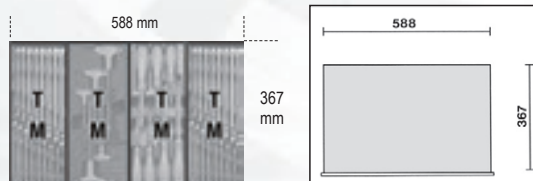
955 mm
445 mm
740 mm



Painel frontal em nylon

€ 1.239,00

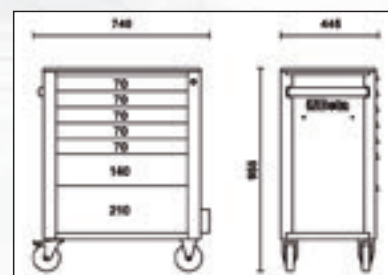
n°	h	max
5	70 mm	25 kg
1	140 mm	30 kg
1	210 mm	30 kg



2400S-G7/E-L
024002295



2400S-R7/E-L
024002298





1/4"

C900 ○ 4-4,5-5-5,5-6-7-8-9-10-11-12-13-14 mm
C900L ○ 4-4,5-5-5,5-6-7-8-9-10-11-12-13-14 mm
900E/55 Ⓢ
C900/25
C900/20 50 mm
C900/20L 100 mm
C900/42 115 mm
C900/30 150 mm
C900ME ○ 3-4-5-6-7-8 mm
C900TX ○ T06-T07-T08-T09-T10-T15-T20-T25
C900AD Ⓢ

860EA/C31 Ⓢ

1/2"

C920A ○ 8-9-10-11-12-13-14-15-16-17-18-19-20-21-22-23-24-27-30-32 mm
C920L ○ 10-12-13-14-15-16-17-18-19-21-22 mm
920E/55 Ⓢ
C920/25
C920/21 125 mm
C920/22 250 mm
C910/16F □ 3/8" - 1/2"
C920PE ○ 5-6-7-8-9-10-12-14 mm
C920TX ○ T27-T30-T40-T45-T50-T55-T60



1201 ● 2,5x50-3x75-4x100-5,5x125-6,5x150-8x200 mm
1201N ● 4x30 mm
1202 ● PH0x60-PH1x80-PH2x100-PH3x150
1202N ● PH1x30 mm
1207TX ○ T06-T07-T08-T09-T10-T15-T20-T25-T27-T30-T40-T45
1256/C36-2



42C ○ 6-7-8-9-10-11-12-13-14-15-16-17-18-19-20-21-22-23-24-27-30-32 mm
96BPC/SC9 ○ 1,5-2-2,5-3-4-5-6-8-10 mm



3/8"

C910A ○ 6-7-8-9-10-11-12-13-14-15-16-17-18-19-20-21-22 mm
C910L ○ 8-10-11-12-13-14-17-19 mm
910E/55 Ⓢ
C910/25
C910/21 75 mm

C910/22 150 mm
C920/15F □ 1/2" - 3/8"
C910PE ○ 4-5-6-7-8-9-10 mm
C910TX ○ T15-T20-T25-T27-T30-T40-T45
55 Ⓢ 6x7-8x9-10x11-12x13-14x15-16x17-18x19-20x22 mm
90 Ⓢ 6x7-8x9-10x11-12x13-14x15-16x17-18x19-20x22 mm



1082CM 160 mm
1150CM 180 mm
1166CM 200 mm
1032-180 ○ 19+60 mm
1034-170 ○ 19+60 mm
1036-175 ● 19+60 mm
1038-175 ● 19+60 mm

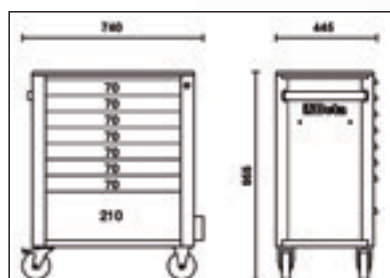
1048 250 mm
1370 500 g
1390 Ø 35 mm
32 Ø 4 mm
34 150 mm
36 125 mm

2400S-08/E-XL

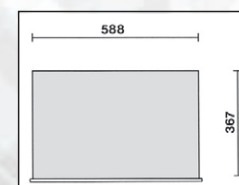

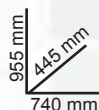
024002293

Carro com 8 gavetas, com sortido de 384 ferramentas

- 8 gavetas (588x367 mm), com guias de rolamentos de esferas:
- 7 gavetas 70 mm altura
- 1 gaveta 210 mm altura
- Base das gavetas protegida com tapetes em borracha
- Quatro rodízios Ø 125 mm: 2 fixos e 2 giratórios (um com travão)
- Fechadura frontal centralizada
- Capacidade de carga (estático): 800 kg
- Porta-garrafas lateral integrado



€ 1.689,00



n°	h	max
7	70 mm	25 kg
1	210 mm	30 kg



2400S-G8/E-XL
024002296



2400S-R8/E-XL
024002299



Rodízios com núcleos de metal para uma maior robustez



Painel frontal em nylon



30 Ø 2-3-4 mm	36 125 mm	1719BMA/Q	■ 200 mm
31 Ø 2-3-4-5-6-8 mm	1370 500 g	1719BMA/T	▲ 200 mm
32 Ø 4 mm	1390 Ø 35 mm	1719BMA/P	■ 200 mm
34 150 mm	1692 3 m	1719BMA/M	▲ 200 mm
35 200-250 mm	1712	1719BMA/R	● 200 mm
1771	1737		

Beta Utensili S.p.A.
Via Volta 18
20845 Sovico (MB) - Italy
Tel. +39 039.2077.1
Fax + 39 039.2010742



 **Beta**
— EASY —

099804392



Imagens meramente indicativas. A Beta Utensili S.p.A. reserva-se o direito de actualizar ou modificar a sua gama de produtos sem aviso prévio.